



Canton

Lincoln County, SD

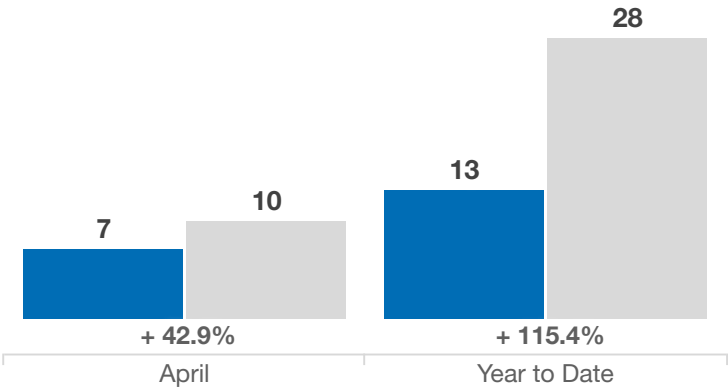
+ 42.9%	+ 66.7%	- 30.0%
Change in New Listings	Change in Closed Sales	Change in Median Sales Price

Key Metrics	April			Year to Date		
	2024	2025	% Change	Thru 4-2024	Thru 4-2025	% Change
New Listings	7	10	+ 42.9%	13	28	+ 115.4%
Closed Sales	3	5	+ 66.7%	4	14	+ 250.0%
Median Sales Price*	\$249,900	\$174,900	- 30.0%	\$207,950	\$208,250	+ 0.1%
Average Sales Price*	\$243,267	\$342,960	+ 41.0%	\$223,950	\$271,079	+ 21.0%
Percent of Original List Price Received*	97.8%	98.4%	+ 0.6%	98.5%	97.8%	- 0.7%
Days on Market Until Sale	48	44	- 8.3%	48	52	+ 8.3%
Inventory of Homes for Sale	11	16	+ 45.5%	—	—	—
Months Supply of Inventory	3.1	3.9	+ 25.8%	—	—	—

* Does not account for list prices from any previous listing contracts or seller concessions. | Activity for one month can sometimes look extreme due to small sample size.

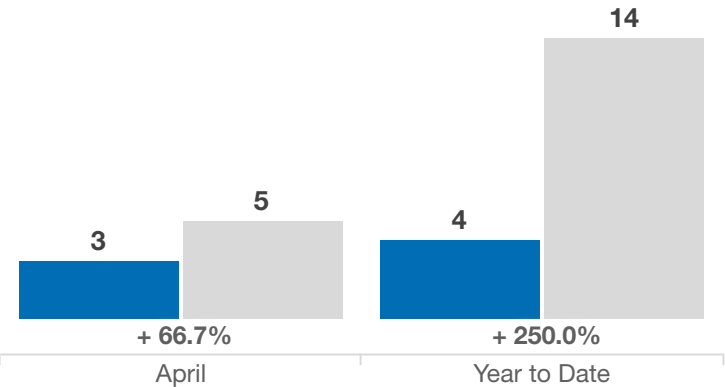
New Listings

2024 2025



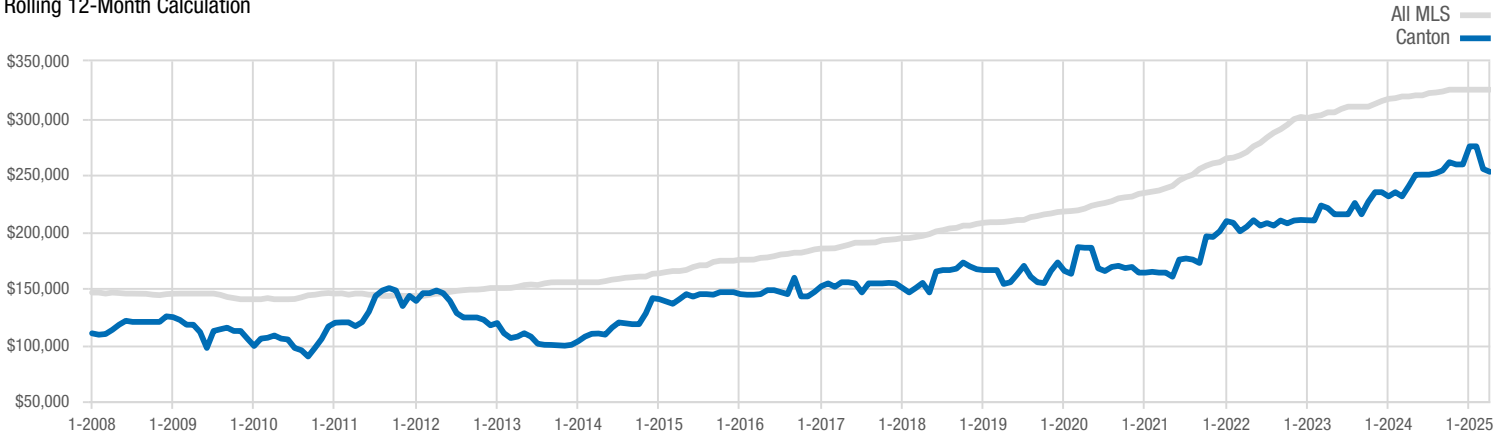
Closed Sales

2024 2025



Median Sales Price

Rolling 12-Month Calculation



A rolling 12-month calculation represents the current month and the 11 months prior in a single data point. If no activity occurred during a month, the line extends to the next available data point.