



Luverne

Rock County, MN

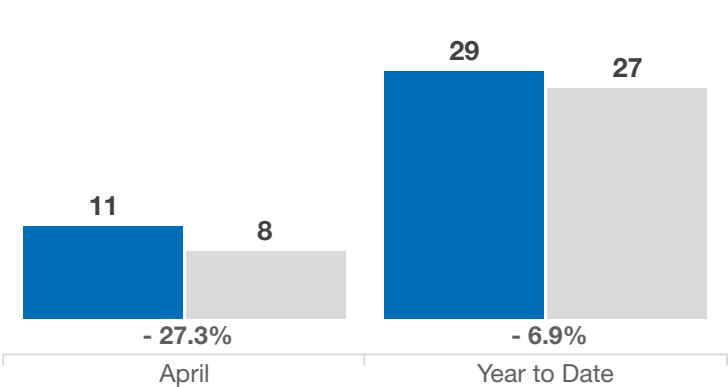
- 27.3%	+ 20.0%	+ 100.7%
Change in New Listings	Change in Closed Sales	Change in Median Sales Price

Key Metrics	April			Year to Date		
	2024	2025	% Change	Thru 4-2024	Thru 4-2025	% Change
New Listings	11	8	- 27.3%	29	27	- 6.9%
Closed Sales	5	6	+ 20.0%	14	13	- 7.1%
Median Sales Price*	\$190,000	\$381,250	+ 100.7%	\$187,500	\$256,000	+ 36.5%
Average Sales Price*	\$231,000	\$403,083	+ 74.5%	\$229,750	\$318,254	+ 38.5%
Percent of Original List Price Received*	97.4%	95.4%	- 2.1%	93.0%	96.9%	+ 4.2%
Days on Market Until Sale	68	115	+ 69.1%	101	113	+ 11.9%
Inventory of Homes for Sale	26	24	- 7.7%	—	—	—
Months Supply of Inventory	6.1	4.2	- 31.1%	—	—	—

* Does not account for list prices from any previous listing contracts or seller concessions. | Activity for one month can sometimes look extreme due to small sample size.

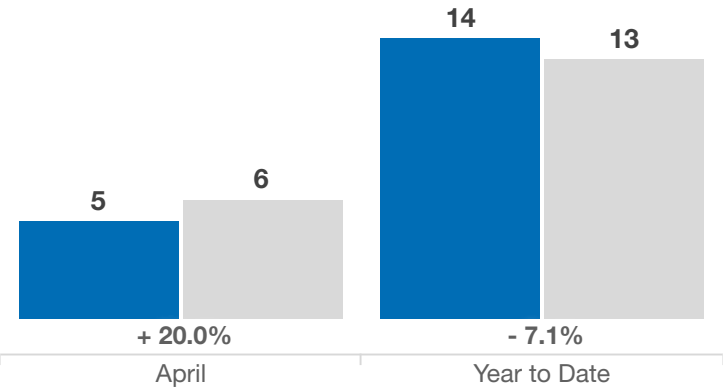
New Listings

2024 2025



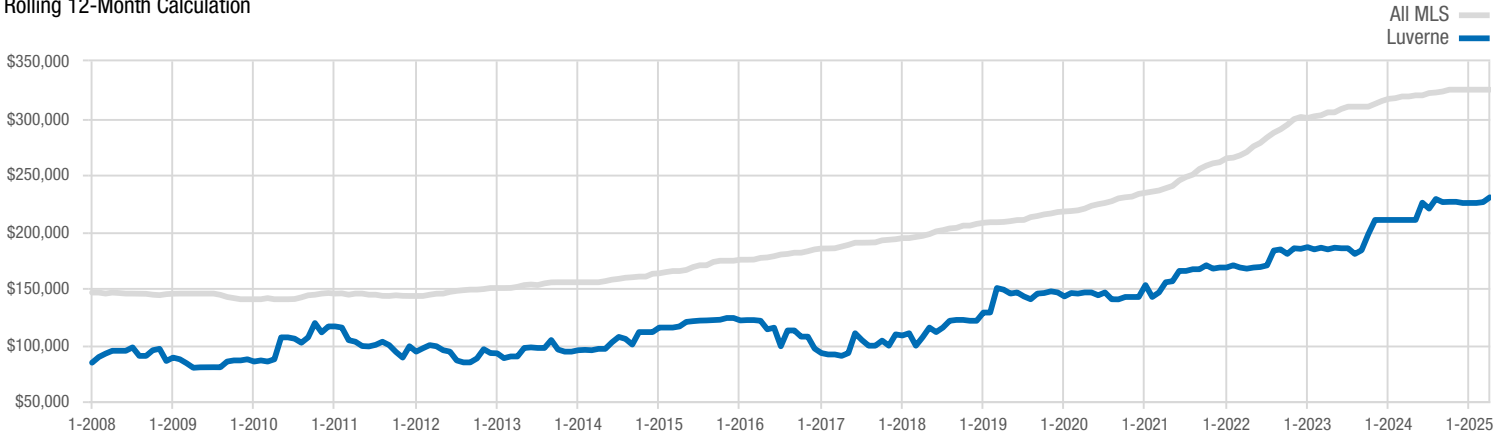
Closed Sales

2024 2025



Median Sales Price

Rolling 12-Month Calculation



A rolling 12-month calculation represents the current month and the 11 months prior in a single data point. If no activity occurred during a month, the line extends to the next available data point.