



Worthing

Lincoln County, SD

+ 33.3%	- 66.7%	- 17.9%
Change in New Listings	Change in Closed Sales	Change in Median Sales Price

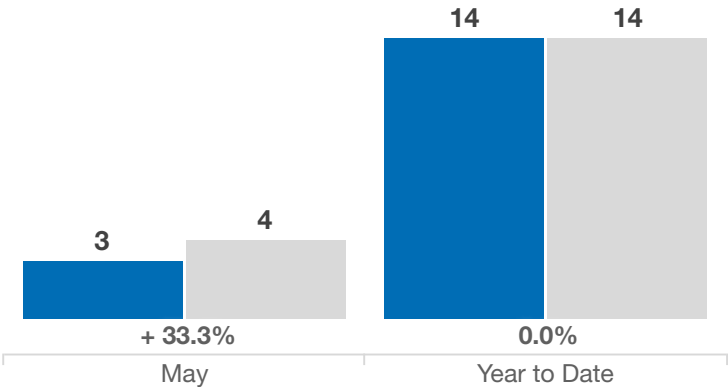
Key Metrics	May			Year to Date		
	2024	2025	% Change	Thru 5-2024	Thru 5-2025	% Change
New Listings	3	4	+ 33.3%	14	14	0.0%
Closed Sales	3	1	- 66.7%	6	7	+ 16.7%
Median Sales Price*	\$335,000	\$274,900	- 17.9%	\$319,950	\$287,000	- 10.3%
Average Sales Price*	\$332,967	\$274,900	- 17.4%	\$318,967	\$286,186	- 10.3%
Percent of Original List Price Received*	97.1%	98.2%	+ 1.1%	98.8%	98.4%	- 0.4%
Days on Market Until Sale	111	39	- 64.9%	77	64	- 16.9%
Inventory of Homes for Sale	6	5	- 16.7%	—	—	—
Months Supply of Inventory	3.4	2.3	- 32.4%	—	—	—

* Does not account for list prices from any previous listing contracts or seller concessions. | Activity for one month can sometimes look extreme due to small sample size.

New Listings

2024

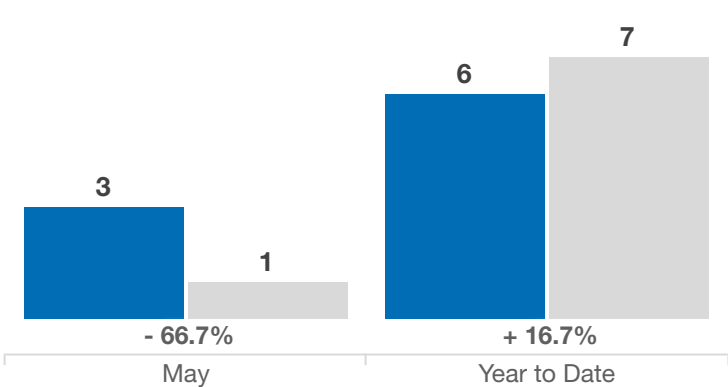
2025



Closed Sales

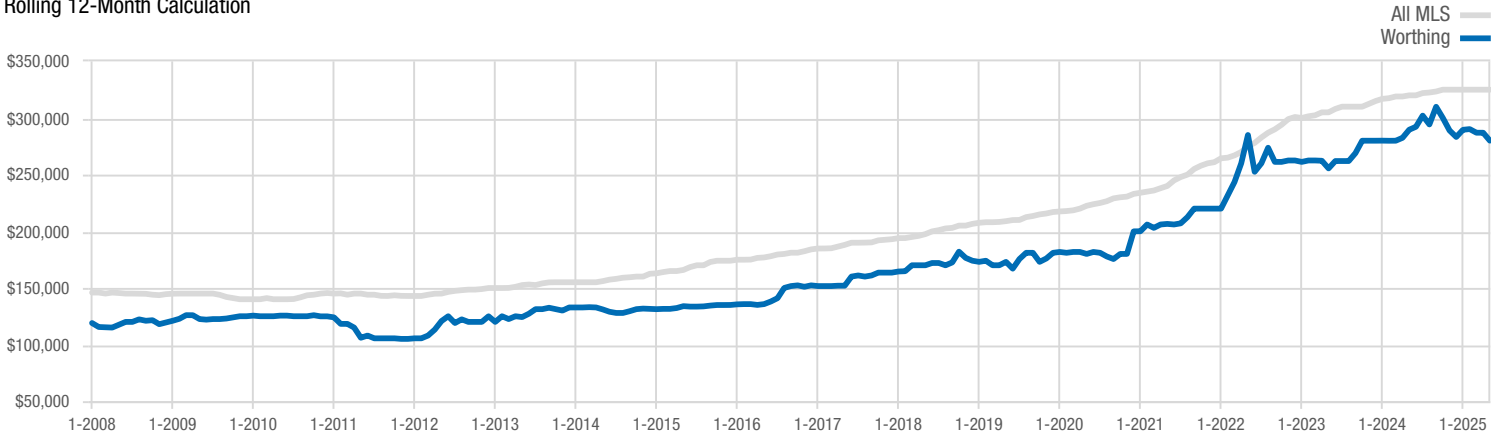
2024

2025



Median Sales Price

Rolling 12-Month Calculation



A rolling 12-month calculation represents the current month and the 11 months prior in a single data point. If no activity occurred during a month, the line extends to the next available data point.