



Worthing

Lincoln County, SD

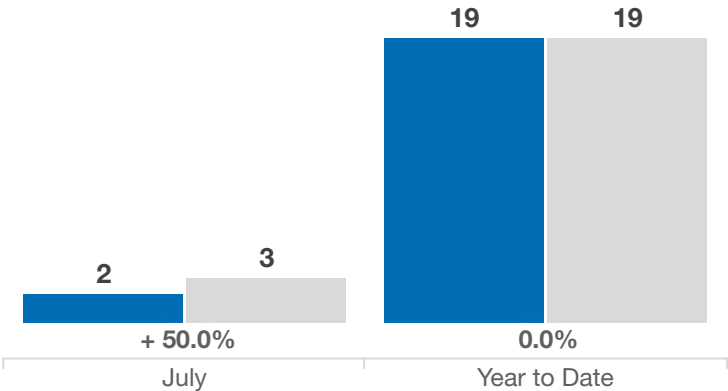
+ 50.0%	+ 200.0%	- 50.6%
Change in New Listings	Change in Closed Sales	Change in Median Sales Price

Key Metrics	July			Year to Date		
	2024	2025	% Change	Thru 7-2024	Thru 7-2025	% Change
New Listings	2	3	+ 50.0%	19	19	0.0%
Closed Sales	1	3	+ 200.0%	10	11	+ 10.0%
Median Sales Price*	\$385,000	\$190,000	- 50.6%	\$319,950	\$280,000	- 12.5%
Average Sales Price*	\$385,000	\$227,750	- 40.8%	\$323,150	\$262,868	- 18.7%
Percent of Original List Price Received*	96.3%	98.0%	+ 1.8%	98.7%	98.0%	- 0.7%
Days on Market Until Sale	41	44	+ 7.3%	67	71	+ 6.0%
Inventory of Homes for Sale	6	4	- 33.3%	—	—	—
Months Supply of Inventory	3.0	2.0	- 33.3%	—	—	—

\* Does not account for list prices from any previous listing contracts or seller concessions. | Activity for one month can sometimes look extreme due to small sample size.

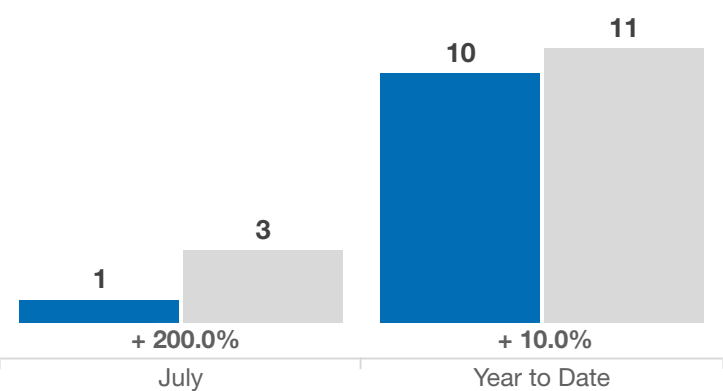
New Listings

2024 2025



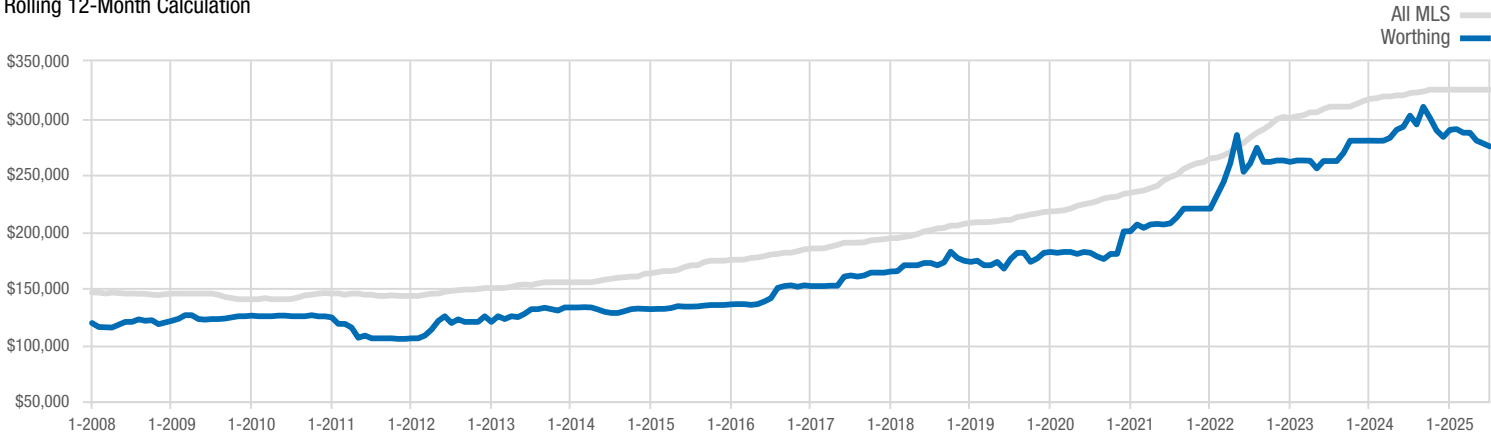
Closed Sales

2024 2025



Median Sales Price

Rolling 12-Month Calculation



A rolling 12-month calculation represents the current month and the 11 months prior in a single data point. If no activity occurred during a month, the line extends to the next available data point.