



Canton

Lincoln County, SD

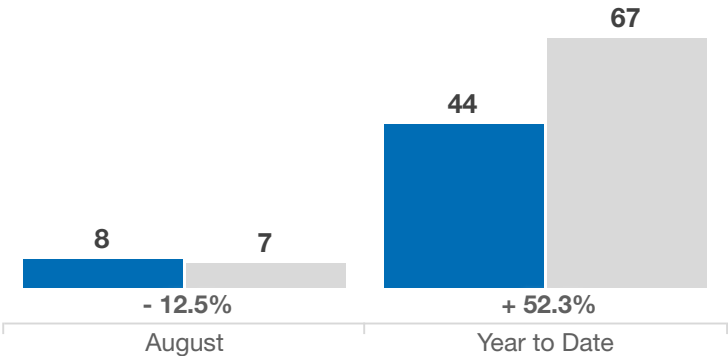
- 12.5%	+ 14.3%	- 30.7%
Change in New Listings	Change in Closed Sales	Change in Median Sales Price

Key Metrics	August			Year to Date		
	2024	2025	% Change	Thru 8-2024	Thru 8-2025	% Change
New Listings	8	7	- 12.5%	44	67	+ 52.3%
Closed Sales	7	8	+ 14.3%	22	41	+ 86.4%
Median Sales Price*	\$433,000	\$300,000	- 30.7%	\$256,500	\$270,000	+ 5.3%
Average Sales Price*	\$388,743	\$333,363	- 14.2%	\$346,245	\$352,002	+ 1.7%
Percent of Original List Price Received*	97.7%	94.9%	- 2.9%	97.6%	97.1%	- 0.5%
Days on Market Until Sale	68	71	+ 4.4%	65	70	+ 7.7%
Inventory of Homes for Sale	14	15	+ 7.1%	—	—	—
Months Supply of Inventory	3.9	3.0	- 23.1%	—	—	—

* Does not account for list prices from any previous listing contracts or seller concessions. | Activity for one month can sometimes look extreme due to small sample size.

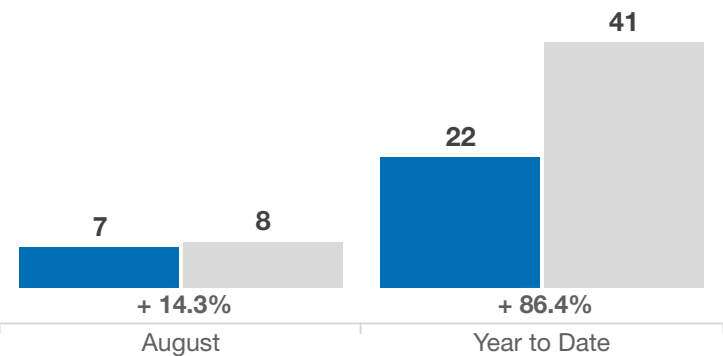
New Listings

2024 2025



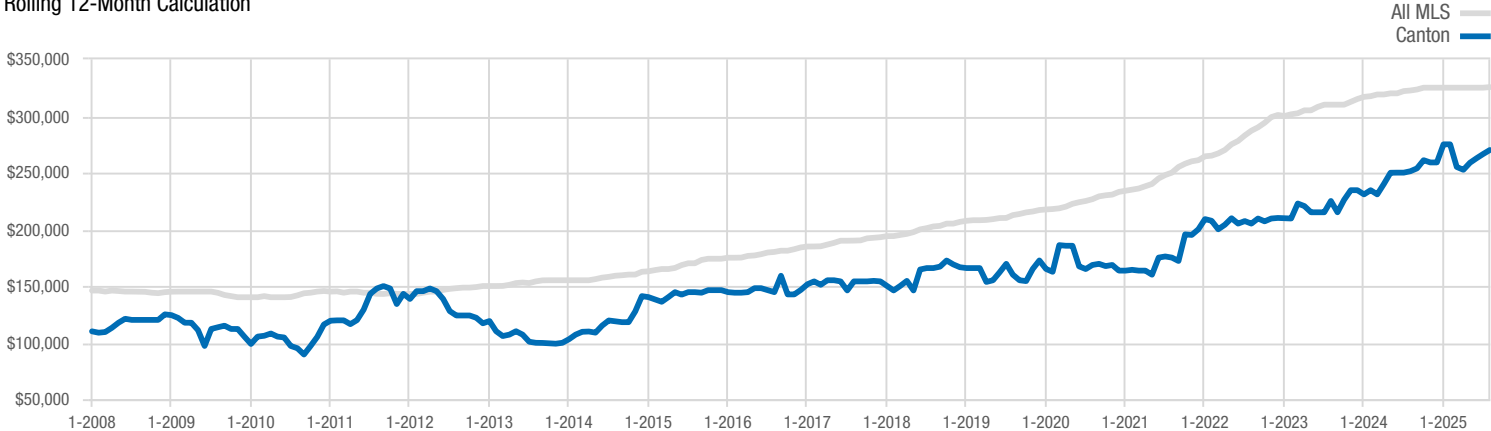
Closed Sales

2024 2025



Median Sales Price

Rolling 12-Month Calculation



A rolling 12-month calculation represents the current month and the 11 months prior in a single data point. If no activity occurred during a month, the line extends to the next available data point.