

Lennox

Lincoln County, SD

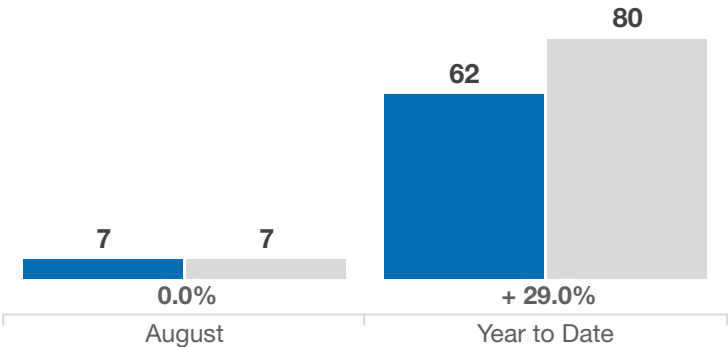
0.0%	+ 16.7%	+ 4.9%
Change in New Listings	Change in Closed Sales	Change in Median Sales Price

Key Metrics	August			Year to Date		
	2024	2025	% Change	Thru 8-2024	Thru 8-2025	% Change
New Listings	7	7	0.0%	62	80	+ 29.0%
Closed Sales	6	7	+ 16.7%	37	49	+ 32.4%
Median Sales Price*	\$305,000	\$319,800	+ 4.9%	\$309,900	\$274,800	- 11.3%
Average Sales Price*	\$295,800	\$330,043	+ 11.6%	\$316,934	\$281,553	- 11.2%
Percent of Original List Price Received*	94.5%	98.6%	+ 4.3%	97.1%	97.4%	+ 0.3%
Days on Market Until Sale	165	120	- 27.3%	101	103	+ 2.0%
Inventory of Homes for Sale	26	36	+ 38.5%	—	—	—
Months Supply of Inventory	5.5	5.8	+ 5.5%	—	—	—

\* Does not account for list prices from any previous listing contracts or seller concessions. | Activity for one month can sometimes look extreme due to small sample size.

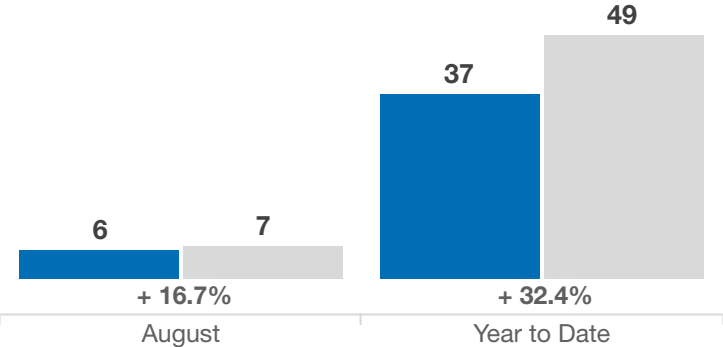
New Listings

■ 2024 ■ 2025



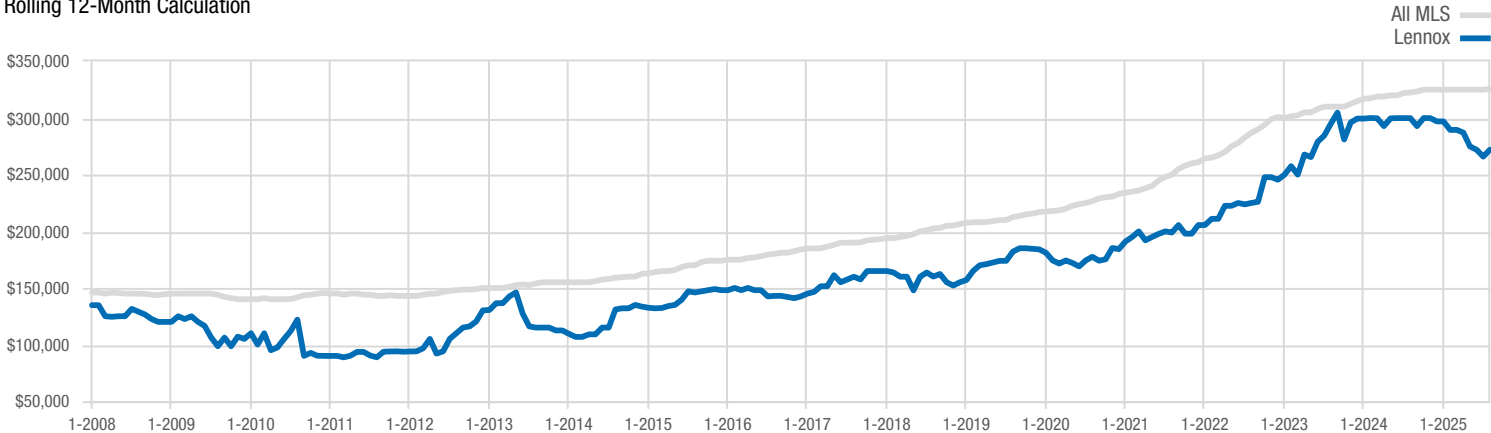
Closed Sales

■ 2024 ■ 2025



Median Sales Price

Rolling 12-Month Calculation



A rolling 12-month calculation represents the current month and the 11 months prior in a single data point. If no activity occurred during a month, the line extends to the next available data point.