



Worthing

Lincoln County, SD

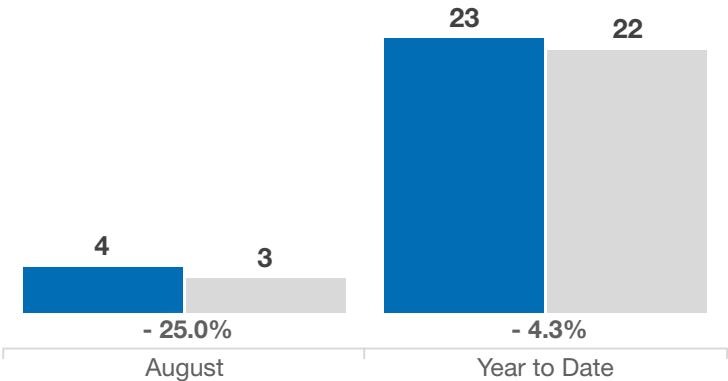
- 25.0%	- 100.0%	—
Change in New Listings	Change in Closed Sales	Change in Median Sales Price

Key Metrics	August			Year to Date		
	2024	2025	% Change	Thru 8-2024	Thru 8-2025	% Change
New Listings	4	3	- 25.0%	23	22	- 4.3%
Closed Sales	3	0	- 100.0%	13	12	- 7.7%
Median Sales Price*	\$211,500	—	—	\$309,900	\$283,500	- 8.5%
Average Sales Price*	\$210,500	—	—	\$297,154	\$295,129	- 0.7%
Percent of Original List Price Received*	101.9%	—	—	99.5%	97.6%	- 1.9%
Days on Market Until Sale	45	—	—	62	78	+ 25.8%
Inventory of Homes for Sale	5	7	+ 40.0%	—	—	—
Months Supply of Inventory	2.4	4.1	+ 70.8%	—	—	—

\* Does not account for list prices from any previous listing contracts or seller concessions. | Activity for one month can sometimes look extreme due to small sample size.

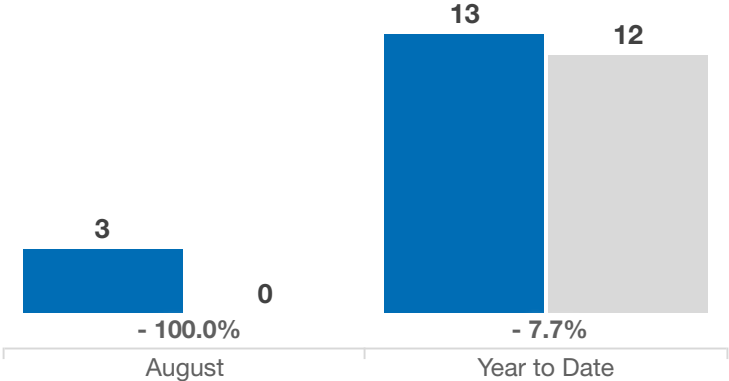
New Listings

■ 2024 ■ 2025



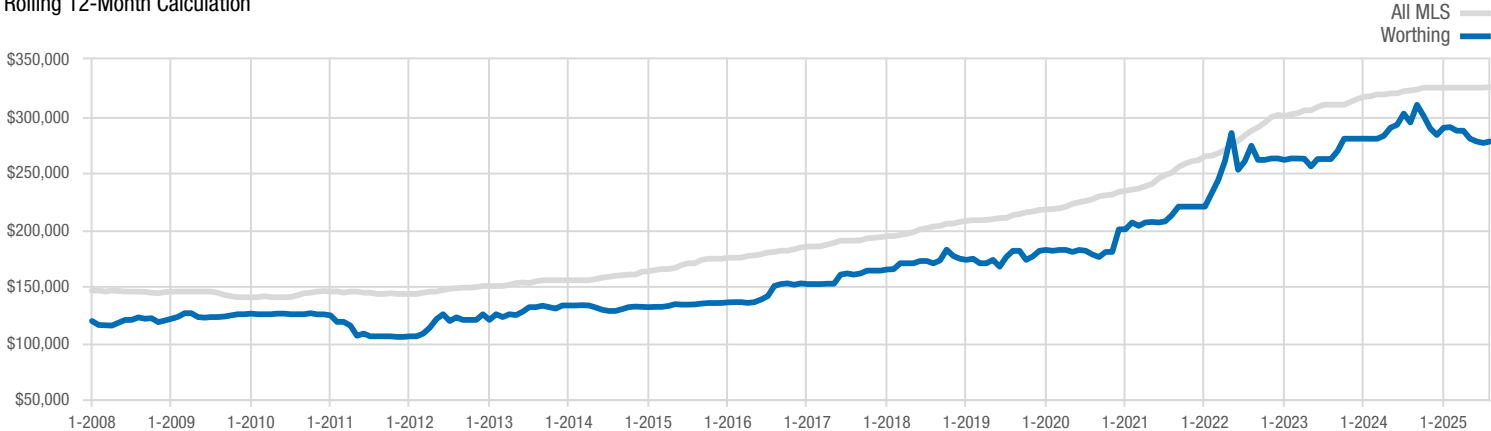
Closed Sales

■ 2024 ■ 2025



Median Sales Price

Rolling 12-Month Calculation



A rolling 12-month calculation represents the current month and the 11 months prior in a single data point. If no activity occurred during a month, the line extends to the next available data point.