

# Local Market Update – October 2025

A RESEARCH TOOL PROVIDED BY THE REALTOR® ASSOCIATION OF THE SIOUX EMPIRE, INC.



## Baltic

Minnehaha County, SD

- 75.0%

Change in  
New Listings

- 50.0%

Change in  
Closed Sales

+ 5.9%

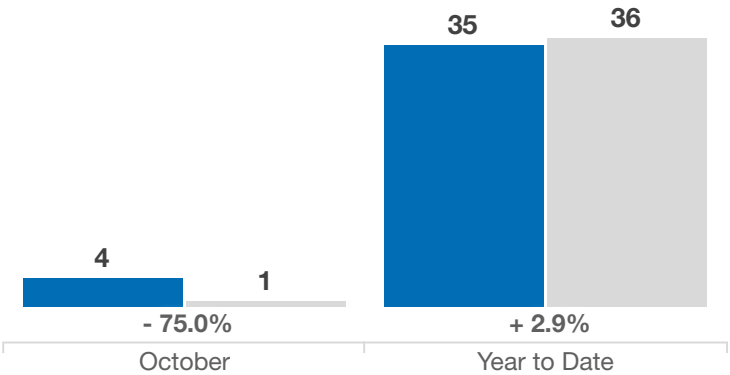
Change in  
Median Sales Price

Key Metrics	October			Year to Date		
	2024	2025	% Change	Thru 10-2024	Thru 10-2025	% Change
New Listings	4	1	- 75.0%	35	36	+ 2.9%
Closed Sales	2	1	- 50.0%	16	21	+ 31.3%
Median Sales Price*	\$344,750	\$365,000	+ 5.9%	\$291,250	\$365,000	+ 25.3%
Average Sales Price*	\$344,750	\$365,000	+ 5.9%	\$324,694	\$422,995	+ 30.3%
Percent of Original List Price Received*	100.0%	100.0%	0.0%	97.4%	97.5%	+ 0.1%
Days on Market Until Sale	72	29	- 59.7%	74	72	- 2.7%
Inventory of Homes for Sale	15	8	- 46.7%	—	—	—
Months Supply of Inventory	7.5	3.3	- 56.0%	—	—	—

\* Does not account for list prices from any previous listing contracts or seller concessions. | Activity for one month can sometimes look extreme due to small sample size.

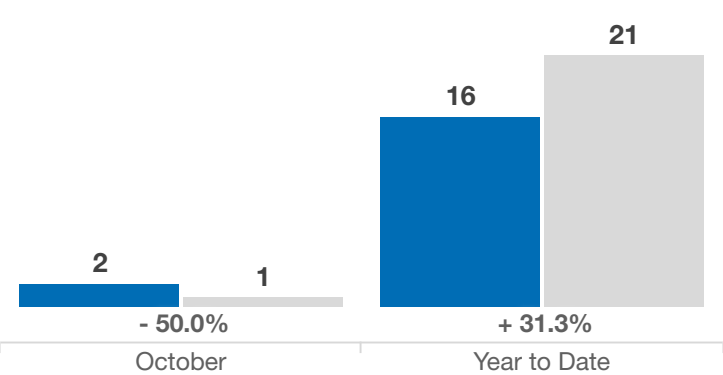
### New Listings

2024 2025



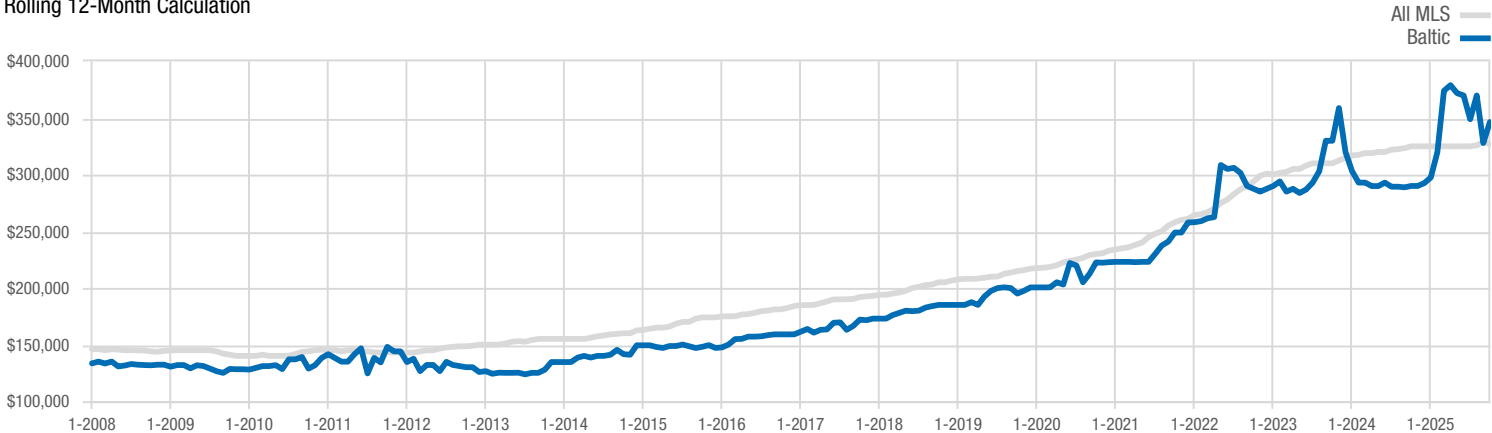
### Closed Sales

2024 2025



### Median Sales Price

Rolling 12-Month Calculation



A rolling 12-month calculation represents the current month and the 11 months prior in a single data point. If no activity occurred during a month, the line extends to the next available data point.