

Local Market Update – October 2025

A RESEARCH TOOL PROVIDED BY THE REALTOR® ASSOCIATION OF THE SIOUX EMPIRE, INC.



Luverne Rock County, MN

+ 11.1%
Change in
New Listings

- 42.9%
Change in
Closed Sales

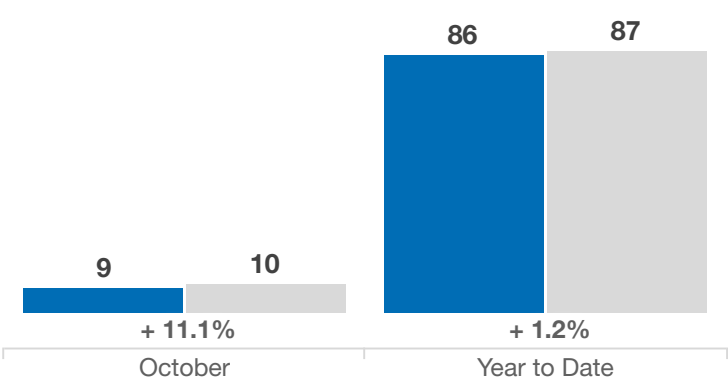
- 17.9%
Change in
Median Sales Price

Key Metrics	October			Year to Date		
	2024	2025	% Change	Thru 10-2024	Thru 10-2025	% Change
New Listings	9	10	+ 11.1%	86	87	+ 1.2%
Closed Sales	7	4	- 42.9%	49	55	+ 12.2%
Median Sales Price*	\$350,000	\$287,250	- 17.9%	\$225,500	\$280,000	+ 24.2%
Average Sales Price*	\$304,700	\$245,250	- 19.5%	\$250,005	\$298,856	+ 19.5%
Percent of Original List Price Received*	88.3%	87.1%	- 1.4%	94.9%	94.7%	- 0.2%
Days on Market Until Sale	183	116	- 36.6%	103	114	+ 10.7%
Inventory of Homes for Sale	33	26	- 21.2%	—	—	—
Months Supply of Inventory	7.2	4.2	- 41.7%	—	—	—

* Does not account for list prices from any previous listing contracts or seller concessions. | Activity for one month can sometimes look extreme due to small sample size.

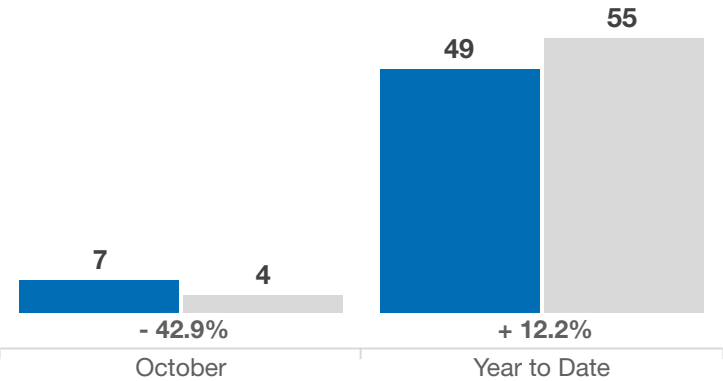
New Listings

2024 2025

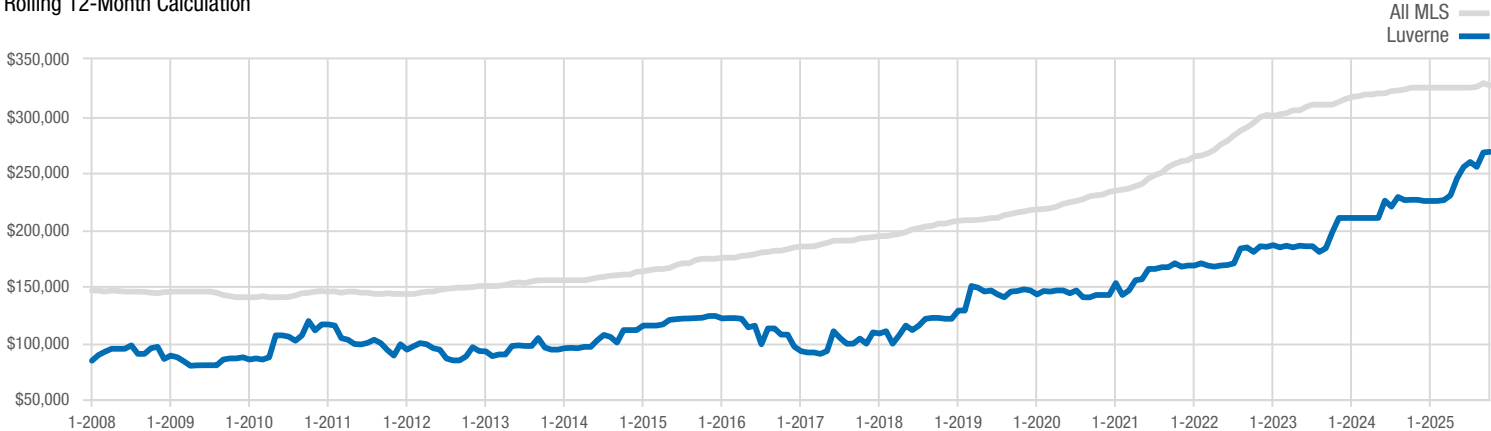


Closed Sales

2024 2025



Median Sales Price Rolling 12-Month Calculation



A rolling 12-month calculation represents the current month and the 11 months prior in a single data point. If no activity occurred during a month, the line extends to the next available data point.