



Baltic

Minnehaha County, SD

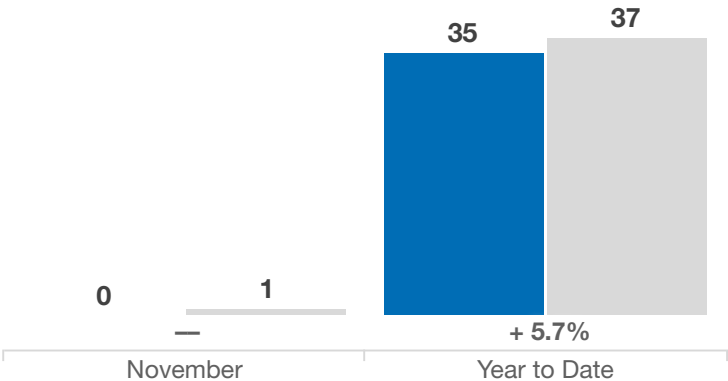
—	- 100.0%	—
Change in New Listings	Change in Closed Sales	Change in Median Sales Price

Key Metrics	November			Year to Date		
	2024	2025	% Change	Thru 11-2024	Thru 11-2025	% Change
New Listings	0	1	—	35	37	+ 5.7%
Closed Sales	2	0	- 100.0%	18	21	+ 16.7%
Median Sales Price*	\$468,500	—	—	\$295,000	\$365,000	+ 23.7%
Average Sales Price*	\$468,500	—	—	\$340,672	\$422,995	+ 24.2%
Percent of Original List Price Received*	92.2%	—	—	96.8%	97.5%	+ 0.7%
Days on Market Until Sale	116	—	—	79	72	- 8.9%
Inventory of Homes for Sale	12	8	- 33.3%	—	—	—
Months Supply of Inventory	6.5	3.2	- 50.8%	—	—	—

\* Does not account for list prices from any previous listing contracts or seller concessions. | Activity for one month can sometimes look extreme due to small sample size.

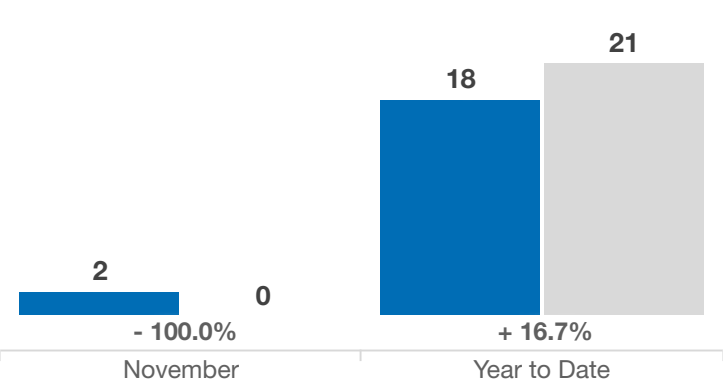
New Listings

2024 2025



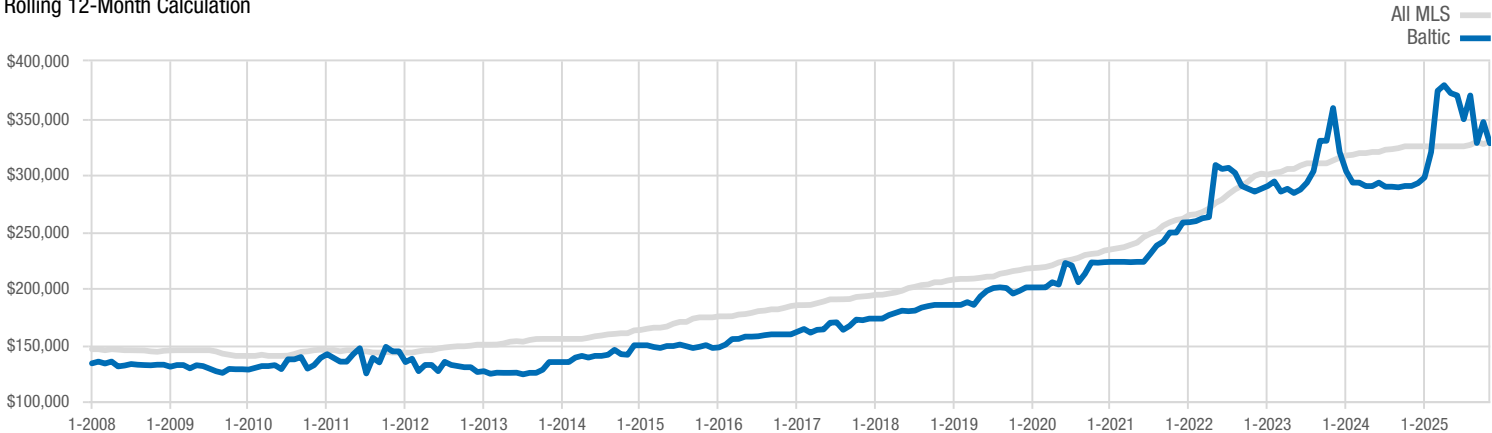
Closed Sales

2024 2025



Median Sales Price

Rolling 12-Month Calculation



A rolling 12-month calculation represents the current month and the 11 months prior in a single data point. If no activity occurred during a month, the line extends to the next available data point.