



Worthing

Lincoln County, SD

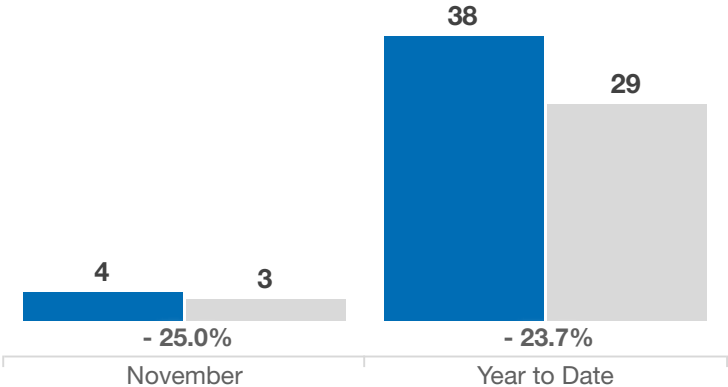
- 25.0%	- 66.7%	+ 55.3%
Change in New Listings	Change in Closed Sales	Change in Median Sales Price

Key Metrics	November			Year to Date		
	2024	2025	% Change	Thru 11-2024	Thru 11-2025	% Change
New Listings	4	3	- 25.0%	38	29	- 23.7%
Closed Sales	3	1	- 66.7%	19	15	- 21.1%
Median Sales Price*	\$189,900	\$295,000	+ 55.3%	\$289,000	\$290,000	+ 0.3%
Average Sales Price*	\$216,467	\$295,000	+ 36.3%	\$280,600	\$295,970	+ 5.5%
Percent of Original List Price Received*	100.0%	98.4%	- 1.6%	99.6%	97.5%	- 2.1%
Days on Market Until Sale	38	36	- 5.3%	62	75	+ 21.0%
Inventory of Homes for Sale	9	4	- 55.6%	—	—	—
Months Supply of Inventory	4.7	1.9	- 59.6%	—	—	—

\* Does not account for list prices from any previous listing contracts or seller concessions. | Activity for one month can sometimes look extreme due to small sample size.

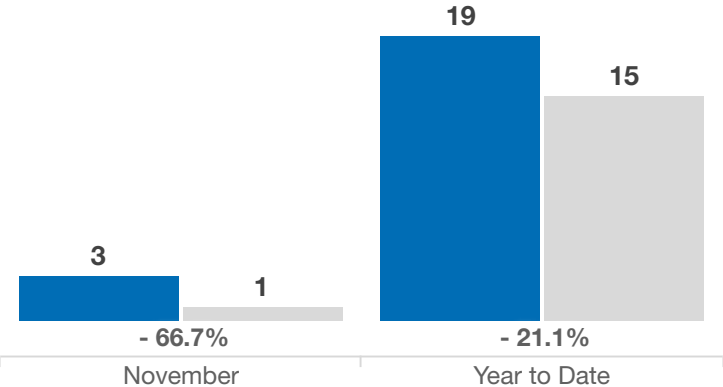
New Listings

2024 2025



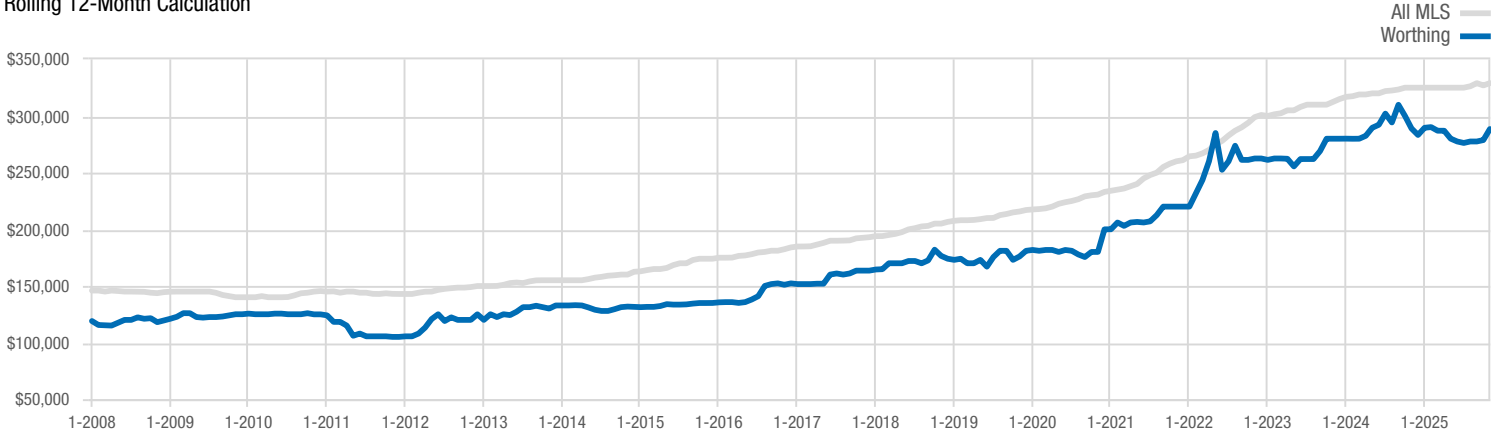
Closed Sales

2024 2025



Median Sales Price

Rolling 12-Month Calculation



A rolling 12-month calculation represents the current month and the 11 months prior in a single data point. If no activity occurred during a month, the line extends to the next available data point.